



TG-SP Door Sensor

Security is just a touch away



Scan for more help!

User Manual

SMART LOCK GATEWAY TG-SP

Model :	TG-SP
Dimensions :	70mm x 70mm x 26mm
Network :	WiFi 2.4G
IEEE standard :	802.11 b/g/n
Power interface :	Type-C USB
Power input :	5V/500mA

Light Status



- When the Gateway is powered on:
- Flashing Red/Blue lights: Stand-by mode - Ready to Pair
 - Blue light: Normal mode
 - Red light: Network failure

Pair the Gateway with APP

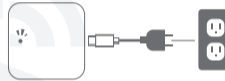
- 1 Open the APP
- 2 Touch the "☰" icon on the top left of the screen



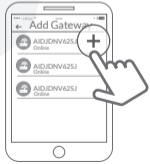
- 3 Select [Gateway]



- 4 Select [G2]
- 5 Plug in the Gateway and power it on



- 6 While the light is flashing alternately in red and blue, press "+" sign



- 7 Add Gateway
- 8 Select the network and input your WiFi password



⚠ Notice: If the above process times out, please power off and try again.

Limited Warranty

1. For any defect in material and workmanship, the original purchaser of the product can:
 - 1) Return or ask for a replacement within 14 invoice days.
 - 2) Ask for free repair in 2 Years.This warranty does not cover defects caused by modification, alteration, misuse or physical abuse of the product.

FCC WARNING
This device complies with part 15 of the FCC Rules. Operation is subject to the following two conditions: (1) this device may not cause harmful interference, and (2) this device must accept any interference received, including interference that may cause undesired operation.
Any changes or modifications not expressly approved by the party responsible for compliance could void the user's authority to operate the equipment.

NOTE: This equipment has been tested and found to comply with the limits for a Class B digital device, pursuant to Part 15 of the FCC Rules. These limits are designed to provide reasonable protection against harmful interference in a residential installation. This equipment generates, uses and can radiate radio frequency energy and, if not installed and used in accordance with the instructions, may cause harmful interference to radio communications.

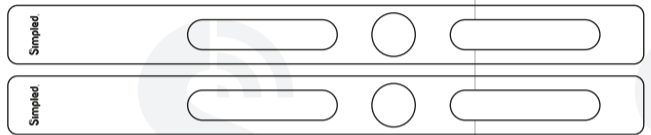
However, there is no guarantee that interference will not occur in a particular installation. If this equipment does cause harmful interference to radio or television reception, which can be determined by turning the equipment off and on, the user is encouraged to try to correct the interference by one or more of the following measures:
-- Reorient or relocate the receiving antenna.
-- Increase the separation between the equipment and receiver.
-- Connect the equipment into an outlet on a circuit different from that to which the receiver is connected. -- Consult the dealer or an experienced radio/TV technician for help.
To maintain compliance with FCC's RF Exposure guidelines, This equipment should be installed and operated with minimum distance between 20cm the radiator your body: Use only the supplied antenna.

Disclaimer
We continuously optimize products as new technologies and features are developed. For this reason, we reserve the right to make alterations to the products without prior notice.

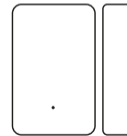


Discover our Range of Products:
 Simplid is a London-based tech company rolling out innovative IoT devices to elevate the smart home experience. Control your home with a range of smart security devices from Simplid. Whether it's a Smart Door Lock, a Camera Doorbell, Simplid put you in control of your home security.

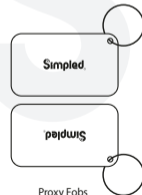
Want more Accessories? Here is all you want:



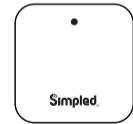
Covering Plates



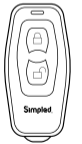
Door Sensor



Proxy Fobs
 (Contactless Key)



WiFi Bridge



Bluetooth
 Remote Controller



Phone Tags
 (Contactless Key)



Smart lock for
 a friend or family



Another Smart lock
 for other doors



More accessories?
 SCAN HERE

Note

.....

.....

.....

.....

.....

.....

.....

.....

.....

.....

.....

.....

.....

.....

.....

Simplified, for Peace of Mind!



Easy Amazon Review
 Scan me!



Contact us



WOW!
 We're just happy that you're happy. If you don't know how to express your newfound joy, we've got a few suggestions...

Tell your friends and family

OR Share your experience by writing a review on Amazon

Connect with us on [simplified.tech](https://www.simplified.tech) Facebook, Twitter and Instagram



MEH.
 Our friendly customer service team will work hard to put a smile back on your face. Here's how we can connect:

support@simplified.tech

[Simplified.uk/support](https://www.simplified.uk/support)